




N-R-G-Flor® Cellular Deck System

The Leader in Cable Protection in Cellular Deck Systems

Cable Bend Radius
Controls and
Storage Reel



The N-R-G-Flor Cellular Deck System provides an ideal solution for wire and cable management to office areas in structural steel frame buildings. Wire and cable management and structural function are combined to offer a low life-cycle cost by minimizing the cost of workstation additions, moves, and changes. N-R-G-Flor Deck now provides the industry's only Bend Radius Control feature from the trenchduct to the point-of-use activation. This feature exceeds the TIA/EIA minimum standards for bend radius which provides assurance of optimum transmission performance for fiber optic and Category 5e cable. N-R-G-Flor Deck provides excellent structural strength for composite floor design loads and long clear spans without the use of shoring.



N-R-G-Flor Decking for power and communications.

N-R-G-Flor Deck can accommodate building system designs that function for many years in the future. Using combinations of cellular and noncellular deck, or 100% cellular layouts, the system places wire and cable distribution runs where needed.

The N-R-G Cellular Deck System is fed by Trenchduct from the closet location(s). Trench is available in various widths including full, intermittent or bottomless, and is internally divided for power and communication cabling.

UL fire classification designs are available for various hourly ratings on all N-R-G-Flor Cellular Deck Systems. All cellular deck, fittings and activations are UL Listed to U.S. and Canadian safety standards and provide ground continuity in accordance with electrical codes.

Features & Benefits

- **Low life-cycle cost.** Less money spent during the life of the building for workstation adds and changes.
- **Industry standard side laps.** Blends with any generic type composite noncellular deck.
- **Datacom connectivity options.** Accepts industry standard and proprietary devices from a wide range of manufacturers to provide a seamless and aesthetically pleasing interface for voice, data, audio, and video applications at the point-of-use. A wide selection of data and bezel options available for use with Ortronics® TracJack® and Series II devices.
- **UL scrub water approved activation kits.** New FloorPort™ Service Fittings provide protection from floor cleaning devices such as carpet scrubbers and wet mops.
- **G90 galvanized steel protection.** Industry leader in cellular raceway corrosion protection.
- **AutoCAD® drawings.** Can be transferred electronically via the internet or loaded onto CD for improved quality and reduced time and cost of drawing transmittal.
- **Bundle placement plans.** Are provided to ensure correct location of bundles during unloading and hoisting to steel framework.
- **UL Listed preset installs with snap, lock-in-place feature.** Time and labor savings installation without screws or pop rivets.
- **Nine-hole trench/deck intersections.** Maximum capacity access without sacrifice in structural strength.



Bend Radius control for communication cables.

Trenchduct utilized to feed wire and cables to N-R-G-Flor.



N-R-G-Flor Deck

Catalog No./Item	Description/Specifications
<p>3KA1F24-20/20 -18/20 -18/18 -16/18 -16/16</p>	<p>N-R-G-Flor Cellular Composite Metal Deck – Custom cut to length up to 45' [13.716m] long with prepunched preset openings on minimum 24" [610mm] centers. Suffix indicates gauge of steel. Wire fill capacity charts included on page 4.</p>

NOTE: Refer to technical data for design loads and span capabilities.

Cellular and Noncellular Common Blend Modules

Catalog No./Item	Description/Specifications
<p>Custom No. – Consult Factory</p>	<p>4 - 0' [1.219m] O.C. Blend – Fluted profile. 50% cellular. Noncellular deck can be provided to be used in conjunction with N-R-G-Flor Deck.</p>
<p>Custom No. – Consult Factory</p>	<p>5 - 0' [1.524m] O.C. Blend – Fluted profile. 40% cellular. Noncellular deck can be provided to be used in conjunction with N-R-G-Flor Deck.</p>

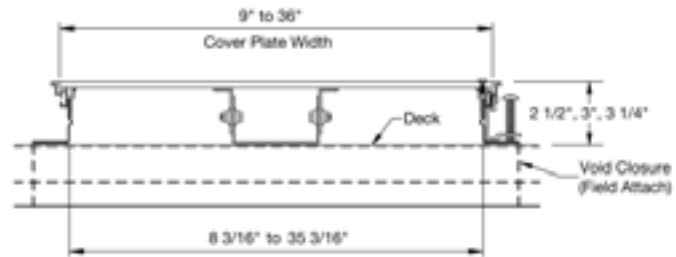
NOTE: Other modules available to suit your particular design. Consult factory.

N-R-G-Flor Systems NB Series Presets

Catalog No./Item	Description/Specifications												
<table style="width: 100%; border-collapse: collapse;"> <tr> <td style="width: 15%;">NB200</td> <td style="width: 15%;">2"</td> <td style="width: 15%;">[51mm]</td> </tr> <tr> <td>NB250</td> <td>2 1/2"</td> <td>[63mm]</td> </tr> <tr> <td>NB300</td> <td>3"</td> <td>[76mm]</td> </tr> <tr> <td>NB325</td> <td>3 1/4"</td> <td>[83mm]</td> </tr> </table>	NB200	2"	[51mm]	NB250	2 1/2"	[63mm]	NB300	3"	[76mm]	NB325	3 1/4"	[83mm]	<p>N-R-G-Bloc® Preset – Galvanized steel, one-piece construction, field installed. Snap-in installation with lock-in feature. No screws or rivets needed. Mudcap included.</p> <p>Large internal capacity accommodates power and communications devices with Cat 5e and fiber optic snap-in grommet/storage.</p>
NB200	2"	[51mm]											
NB250	2 1/2"	[63mm]											
NB300	3"	[76mm]											
NB325	3 1/4"	[83mm]											

Trenchduct Feeder – Cellular Deck Systems

The primary feeder system for the Cellular Deck Systems is Trenchduct. The trenchduct is typically furnished as a bottomless product to facilitate feeding the electrical cables into the cellular deck raceway. Roller leveled cover plates (1/4" [6.4mm] thick) are held in place with stainless steel screws. Reversible vinyl trim is included for tile floor covering. Aluminum and 3/8" [9.5mm] thick covers are available.

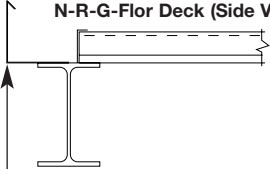
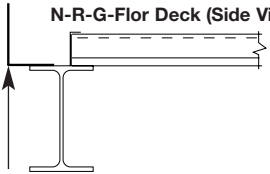
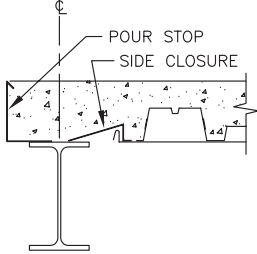
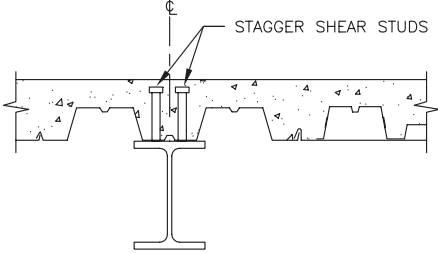
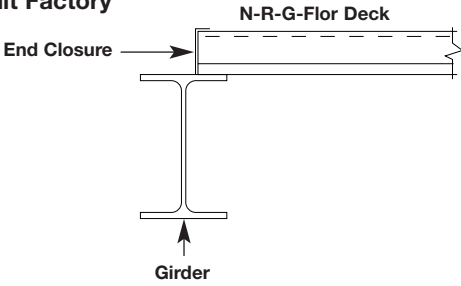


TRENCHDUCT (BOTTOMLESS)

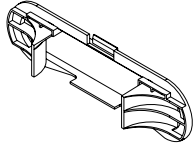
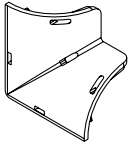
Capacity: 18.4 sq. in. to 105.5 sq. in.

NOTE: The placement of the trenchduct will interrupt the structural continuity of the composite floor slab. Due to this interruption, the steel deck must carry the entire load of the floor at these locations. Additional supports may be required for the floor system at the trenchduct locations. Walker provides design assistance for the spacing of the supports, if required.

N-R-G-Flor System Components

Catalog No./Item	Description/Specifications
<p>Custom No. – Consult Factory</p> <div style="display: flex; justify-content: space-around; align-items: flex-start;"> <div style="text-align: center;">  <p>N-R-G-Flor Deck (Side View)</p> <p>Pour Stop – 14, 16, 18, and 20 Gauge</p> </div> <div style="text-align: center;">  <p>N-R-G-Flor Deck (Side View)</p> <p>Pour Stop – 10 and 12 Gauge</p> </div> </div>	<p>Pour Stop – Used to frame floor perimeter and large floor openings. Furnished in 10' [3.052m] lengths.</p>
<p>Custom No. – Consult Factory</p> <div style="text-align: center;">  <p>POUR STOP SIDE CLOSURE</p> </div>	<p>Side Closure – Used to close space between floor deck and girder. Furnished in 10' [3.052m] lengths and in at least same gauge as deck.</p>
<p>Custom No. – Consult Factory</p> <div style="text-align: center;">  <p>STAGGER SHEAR STUDS</p> </div>	<p>Partial Deck Sheet – Used to close space between floor deck and girder. Typical panel width is 12" [305mm]. Made from same gauge as deck.</p>
<p>Custom No. – Consult Factory</p> <div style="text-align: center;">  <p>N-R-G-Flor Deck</p> <p>End Closure</p> <p>Girder</p> </div>	<p>End Closure – Used to close off ends of decking prior to concrete pour. Furnished in 10' [3.052m] lengths.</p>

N-R-G-Flor Deck/Trenchduct Bend Radius Control

Catalog No./Item	Description/Specifications	Catalog No./Item	Description/Specifications
<p>3KGR</p> 	<p>Grommet – Snap-in grommet for access openings into N-R-G-Flor Deck. Maintains 1 1/4" [32mm] bend radius to protect cables when making 90° turns.</p>	<p>3KBR</p> 	<p>Bend Radius – Provides 1 1/4" [32mm] bend radius for cables that access cellular raceway from across the top of the cells. Cables secured with cable ties through integral slots.</p>

N-R-G-Flor Deck Wire Fill Capacities – Power

WIRE SIZE AWG	DIAMETER		AREA (IN ²)		N-R-G-FLOOR DECK (5.6 SQ. IN. [3613 SQ. MM]) 40% FILL
	Inches	[mm]	sq. in.	[sq. mm]	
14	.111	[2.8]	0.010	[6.5]	231
12	.130	[3.3]	0.013	[8.4]	168
10	.164	[4.1]	0.021	[13.5]	106
8	.216	[5.4]	0.037	[23.9]	61
6	.254	[6.4]	0.051	[32.9]	44
4	.324	[8.2]	0.082	[52.9]	27

N-R-G-Flor Deck Wire Fill Capacities – Communications

	DIAMETER		AREA (IN ²)		N-R-G-FLOOR DECK (16 SQ. IN. [10323 SQ. MM]) 40% FILL
	Inches	[mm]	sq. in.	[sq. mm]	
UNSHIELDED TWISTED PAIR					
4-PAIR, CAT 5e	.220	[5.6]	.038	[24.5]	168
4-PAIR, CAT 6	.250	[6.4]	.049	[31.7]	130
TELEPHONE					
2-PAIR, 24 AWG	.140	[3.5]	.015	[9.7]	415
4-PAIR, 24 AWG	.190	[4.8]	.028	[18.1]	226
25-PAIR, 24 AWG	.410	[10.4]	.132	[85.2]	48
COAXIAL					
RG58/U	.195	[4.9]	.030	[19.4]	214
RG59/U	.242	[6.1]	.046	[29.7]	138
RG6/U	.270	[6.8]	.057	[36.8]	110
SHIELDED TWISTED PAIR					
TYPE 1	.390	[9.9]	.119	[76.8]	52
TYPE 2	.465	[11.8]	.170	[109.7]	37
TYPE 3	.245	[6.2]	.047	[30.3]	134
FIBER OPTIC					
2-STRAND	.180	[4.6]	.025	[16.1]	250
4-STRAND	.190	[4.8]	.028	[18.1]	226
6-STRAND	.210	[5.3]	.035	[22.6]	184
FIBER ZIP CORD	.110	[2.8]	.010	[6.5]	672

NOTE: Wire diameters can vary depending on manufacturer. Verify diameter and adjust fill capacities as required.

Fireproofing

Walkerdeck and N-R-G-Flor Cellular Deck Systems are structural elements of the floor system and become a part of the fire resistance of the floor system. In most cases, the floor system requires the direct application of the fireproofing material to the underside of the deck. Depending on the type of fireproofing material, deck type and activation kit used, the thickness of the fireproofing will vary. Typically, thicknesses range from 3/8" [9.5mm] to 1 1/4" [32mm]. The thickness required can be determined from the current *Underwriters Laboratories Fire Resistance Directory*, Design Numbers D739, D832, and D858. These are typical for use in steel frame construction and apply to the entire cellular floor assembly, not individual components. For other fire-rated design assemblies, contact your local sales representative.

Service Fittings

A wide variety of service fittings are available to meet many applications.

FloorPort flush and recessed activations for power and communication.



FloorPort™ is a trademark of Wiremold/Legrand.



12620 Wilmot Road
Kenosha, WI 53142
Phone (877) 857-6400
Fax (262) 857-3533
www.cordeck.com

