


TYPICAL FASTENER LAYOUTS

1.5
(WR, IR, NR)



36/9 PATTERN

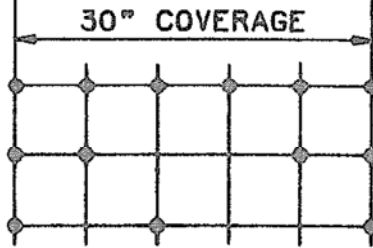
36/7 PATTERN

36/5 PATTERN

36/4 PATTERN

36/3 PATTERN

$\alpha = Z \frac{X}{W}$	$Z \left(\frac{X}{W}\right)^2$
3.000	1.2778
2.000	0.7778
1.667	0.7222
1.333	0.5556
1.000	0.5000



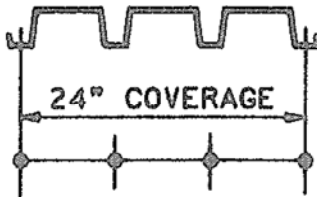
30/6 PATTERN

30/4 PATTERN

30/3 PATTERN

1.800	0.7000
1.600	0.6800
1.100	0.5100

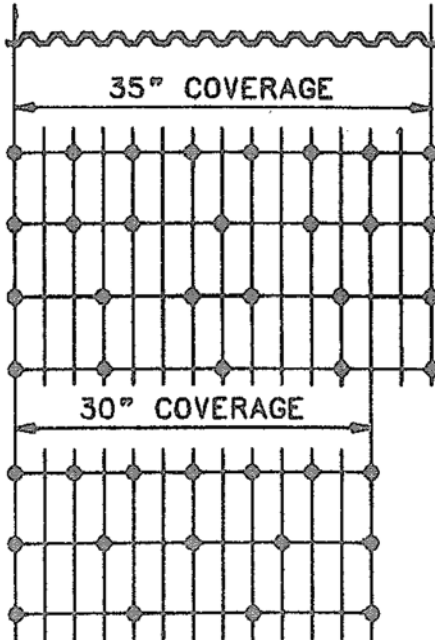
3.0 DR...



24/4 PATTERN

1.333	0.5556
-------	--------

9/16 FORM

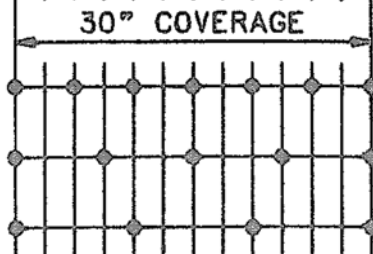


35/8 PATTERN

35/7 PATTERN

35/6 PATTERN

35/5 PATTERN



30/7 PATTERN

30/5 PATTERN

30/4 PATTERN

2.286	0.8571
2.143	0.8469
1.714	0.6735
1.571	0.6632

2.000	0.7778
1.500	0.6250
1.333	0.5556

■ This pattern is also used for 2' & 3' Composite.